



PERFECT AMBIANCE

## Ceiling unit SMMSu



### Highlights

- Attractive design
- Low noise level
- Optimal air distribution in cooling & heating mode



Under ceiling unit for combination with VRF outdoor units from the MiNi-SMMS-e, SMMS-e, SMMS-u and SHRM-e model series (size 003 for SMMS-u only). Elegant design with rounded edges and a large air discharge louver flap for optimal air circulation. Available in seven capacity sizes from 4.5 to 16.0 kW.



### Performance

- Very high energy efficiency
- Optimal temperature distribution right down to the floor in heating mode
- High-performance heat exchanger
- Self-cleaning function
- Low-noise, 3-step fan
- Quiet function
- Auto diagnostic system



### Technical details









- Easy installation via removable suspension fixtures
- TCB-DP31CE drain pump optionally available
- Receiver for infrared remote control can be integrated
- Can be combined with all wired remote controls
- Automatic restart after power blackout adjustable



### Flexibility

- Optimal air distribution, even in high spaces
- Easy-to-remove, washable dust filters
- Accessory pc-board available for external analog & digital control
- Optional WiFi control via smartphone, tablet, or PC

## Ceiling unit SMMSu

Technical data			MMC-UP0241HP-E
Cooling capacity	kW		7,10
Power consumption (min./nom./max.)	kW		0,067
Heating capacity	kW		8,00
Power consumption (min./nom./max.)	kW		0,067
Airflow	m <sup>3</sup> /h		750/1020/1440
Sound pressure level (low/med/high)	dB(A)		29/36/41
Sound pressure level (low/med/high)	dB(A)		29/36/41
Liquid pipe diameter	mm (inch)		9,5 (3/8)
Suction gas pipe diameter	mm (inch)		15,9 (5/8)
Condensate pipe diameter	mm		VP20 (20/26)
Power supply	V/Ph+N/Hz		220-240/1/50
Running current	A		0,68
Running current	A		0,68
Current consumption (nom.)	A		0,68
Refrigerant			R410A
Dimensions (HxWxD)	mm		235 x 1270 x 690
Weight	kg		30

 Cooling  Heating

The measuring conditions for this product can be found at <http://www.toshiba-klima.at/en/measuring-conditions.html>



**Energy Label:** Energy label **A+ to A+++**, indicates the power consumption and energy efficiency class.



**HI POWER:** Particularly strong airflow for quickly reaching the requested temperature.



**ErP Ecodesign:** All criteria of **ECODESIGN**-guideline are fulfilled and confirm highest system efficiency.



**Auto diagnostic:** Check of system for flawless operation.



**Hybrid inverter control:** Smooth capacity regulation.



**Eco Mode:** Energy saving function.



**Rotary compressor:** Reliability and high efficiency.



**Quiet Mode:** Particularly low noise level - whispering mode.



**Twin rotary compressor:** Long-lasting, smoothly running and highest efficiency.



**Comfort Sleep:** Gradual increase of temperature by 2 °C until morning.



**R410A:** Used refrigerant: R410A.



**Power Selection:** Capacity regulation and therefore power savings of up to 25, 50 or 75%.



**R32:** Used refrigerant: R32.



**Floor Mode:** Natural floor warming effect for greater comfort.



**Wifi ready:** Optional control of the system via a smartphone.



**Preset Mode:** Activates individual settings at the touch of a button.



**KNX:** Optional KNX bus connection.



**One Touch Mode:** Fully automatic operation adapted to your needs.



**Dust filter:** Washable filter against coarse contamination.



**Timer:** Individual programming of on-/off times.



**IAQ filter:** Fine mesh filter with natural substances.



**Off Timer:** Shutdown of the unit at chosen times (30 min to 12 h).



**Active carbon-catechin filter:** Cleansing filter with enzymes from green tea.



**Week Timer:** Up to four settings per day and seven per week.



**Plasma filter: Pure Mode:** Electrostatic filter system.



**Automatic Restart:** After a power blackout.



**Air ionizer:** Negative ions cover polluted particles in the air. Dust, pollen and smoke are neutralized.



**8 °C frost protection function:** Frost protection for uninhabited rooms.



**Self-cleaning function:** Usage of condensate water for cleaning.



**Louver:** Flexible setting of louvers.



**Auto Mode:** Automatic selection between cooling and heating.



**3D Airflow:** 6 different airflow patterns in all directions.